



transport

Department:
Transport
REPUBLIC OF SOUTH AFRICA



PRESENTATION: K53 PRACTICAL DRIVING LICENCE TEST FOR MOTOR VEHICLE DRIVERS





Presentation Outline



- Introduction
- Legislative Framework
- Way forward



Introduction



- ▶ The requirements for the driving a motor vehicle is prescribed in the National Road Traffic Act (NRTA) and its regulations. The Act also prescribes and the conditions under which driving all driving licences shall be issued.
- ▶ Driving licences are divided into three categories:
 - ▶ Learner's licences (LLs)
 - ▶ Driving licences (DLs)
 - ▶ Professional driving permits (PrDPs)




Purpose K53



- ▶ **Purpose of the practical driving licence test**
- ▶ This is a practical evaluation test to determine whether a person holding a learners licence, is capable of effectively driving and controlling a motor vehicle.
- ▶ The full **evaluation** test consists of two separate parts,
 - ❑ a yard test and
 - ❑ a road test.

Both tests measure the proficiency of a vehicle driver regarding his/her handling of the vehicle, obedience to traffic rules, and coping with traffic patterns in the practical driving situation. The **K53 practical driving licence test** shall be used by driving licence testing centres to measure the proficiency level of drivers in order to obtain a driving licence.




- ▶ **Purpose of the evaluation test**
- ▶ This is a practical evaluation test to determine whether a person holding a driving licence, is capable of effectively driving and controlling a motor vehicle.
- ▶ The full **evaluation** test consists of two separate parts,
 - a yard test and
 - a road test.

Both test measure the proficiency of a vehicle driver regarding his/her handling of the vehicle, obedience to traffic rules, and coping with traffic patterns in the practical driving situation. The **evaluation test** shall be used by driving licence testing centres to measure the proficiency level of drivers in order to determine the appropriate class and conditions thereof, on driving licences issued to applicants, due to the change in physical abilities, or competency of the licence holders.




- ▶ **Requirements for the yard test for heavy motor vehicles**
- ▶ The **driving licence test** shall be administered in an area that is closed to other traffic and persons.
- ▶ All of the following manoeuvres shall be done, however, can be done in any sequence.
 - ❑ Alley docking, (to the right)
 - ❑ Left turn,
 - ❑ Reverse in a straight line, and
 - ❑ Incline start.
- ▶ The technical data for the manoeuvres is as prescribed.



- ▶ **Requirements for the yard test for light motor vehicles**


- ▶ The **driving licence test** shall be administered in an area that is closed to other traffic and persons.
- ▶ All of the following manoeuvres shall be done, however, can be done in any sequence.
 - ❑ Alley docking, (left & right)
 - ❑ Turn in the road
 - ❑ Parallel parking, (left & right)
 - ❑ Incline start.

- ▶ The technical data for the manoeuvres is as prescribed.




- ▶ **Requirements for road test** evaluation
- ▶ The road test evaluation may only commence on the successful completion of the yard test.

Every driving licence testing centre shall have at least two pre-established routes.
- ▶ The evaluation **test** shall be conducted on anyone of these routes.




- ▶ The following features shall be included in every evaluation **test** route:
 - ❑ A road, with more than one lane in the same direction, containing at least two controlled intersections and clearly demarcated road markings where a lane change shall be done.
 - ❑ At least one intersection controlled by four-way stop signs.
 - ❑ At least four intersections controlled by stop signs or traffic lights.
 - ❑ At least two intersections controlled by yield sign(s) –
 - where the applicant shall yield right of way at one of the intersections; and
 - where the applicant has right of way at one of the intersections.



- ▶ The following features shall be included in every evaluation **test** route:
 - ❑ At least 65% of the evaluation test route shall consist of public roads in an urban area.
 - ❑ A right turn shall be made at least at two of the intersections mentioned in test
 - ❑ Crossing of two-way traffic shall be made at least at two intersections.
 - ❑ Flashing green arrow indicators for turning vehicles shall not form part of the crossings.

Proposed Changes to the K53 test



- ▶ The current system of vehicle control remains the same
- ▶ The “Roll” in the Yard Test is no longer an immediate failure and will now be allocated 5 penalty points. (This does not apply to the Incline start or in between manoeuvres)
- ▶ More compressive details have been added to each Module to eliminate confusion.
- ▶ Measurements for the “Reverse in a straight line” and “Alley Docking” manoeuvres have been reduced for vehicles in the classes C & C1.
- ▶ The Glossary has been improved with additional “Features” where the definitions and qualifications have been improved.
- ▶ Examiners must position themselves in such a manner that the applicant is visible at all times and under their direct supervision.

An aerial photograph of a rural landscape. A dirt road winds through the scene, with a few vehicles visible. In the upper left, there is a cluster of small, simple houses with various colored roofs. The middle ground shows a mix of green fields and brownish soil. The lower half of the image is dominated by a dense field of palm trees. The overall scene is bright and clear.

QUESTIONS AND ANSWERS WILL BE PROVIDED AT BREAKAWAY SESSION

THANK YOU